



COMMUNITY VOLUNTEERS FOR
DOGS OFF-LEASH GATHERING
AND SOCIALIZING

Crescenta Valley Population Study

Created by John C Klose V
March 20, 2008



COMMUNITY VOLUNTEERS FOR
DOGS OFF-LEASH GATHERING
AND SOCIALIZING

Introduction

- It is essential to know how many people own dogs in the Crescenta Valley area when considering the creation of an off-leash, recreation area.
- The population survey shows that dog owners make up a substantial portion of the local population; making dog owners a large group of park users in the Crescenta Valley area.
- Establishing off-leash areas serves all members of the local population by (a) accommodating dog owners in an evenhanded and balanced manner and (b) leaving the vast majority of parks with leash requirements.



COMMUNITY VOLUNTEERS FOR
DOGS OFF-LEASH GATHERING
AND SOCIALIZING

How the data was collected

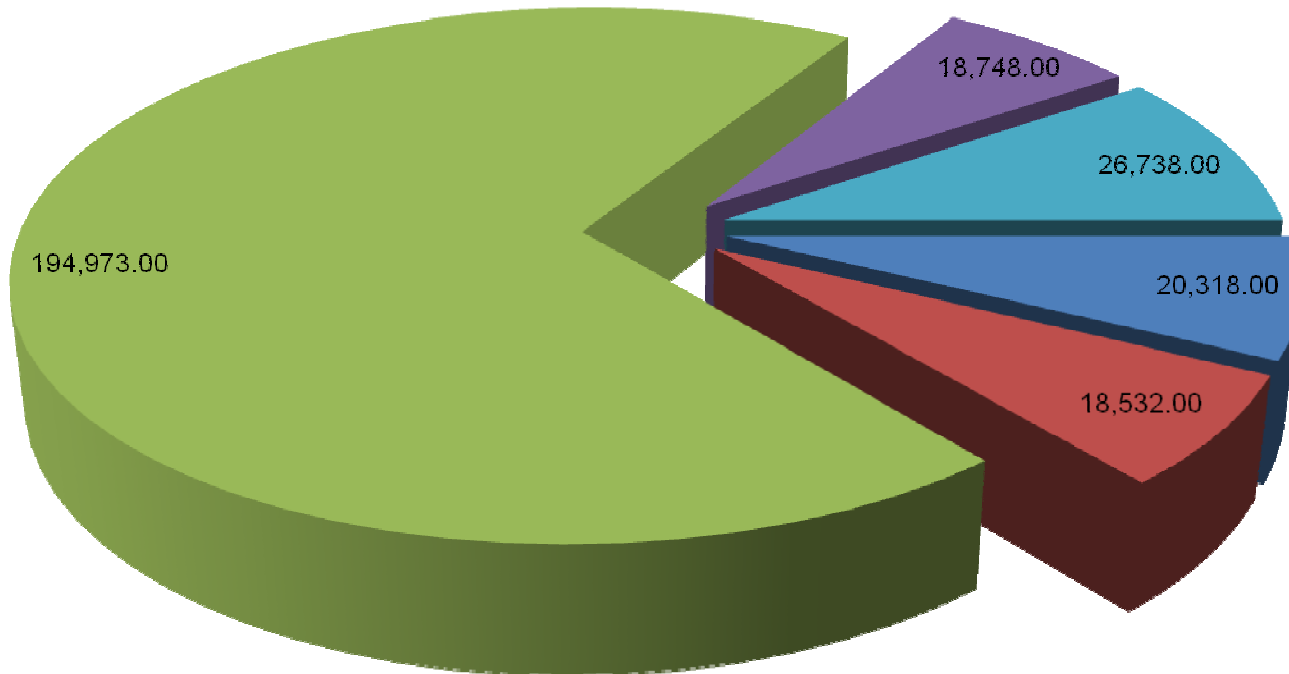
- Population metrics for the Crescenta Valley area were compiled using data from the 2000 US Census
- Because no hard data was available for the local dog population, two statistics were used from the American Veterinary Medical Association
 - Estimated percentage of US homes owning dogs: 37.2%
 - This is a conservative estimate, a recent Gallup pole estimates 50% of California households own a dog.
 - Estimated number of dogs per dog-owning household: 1.7



COMMUNITY VOLUNTEERS FOR
DOGS OFF-LEASH GATHERING
AND SOCIALIZING

Crescenta Valley Population

■ La Canada ■ La Crescenta/Montrose ■ Glendale ■ Sunland ■ Tujunga



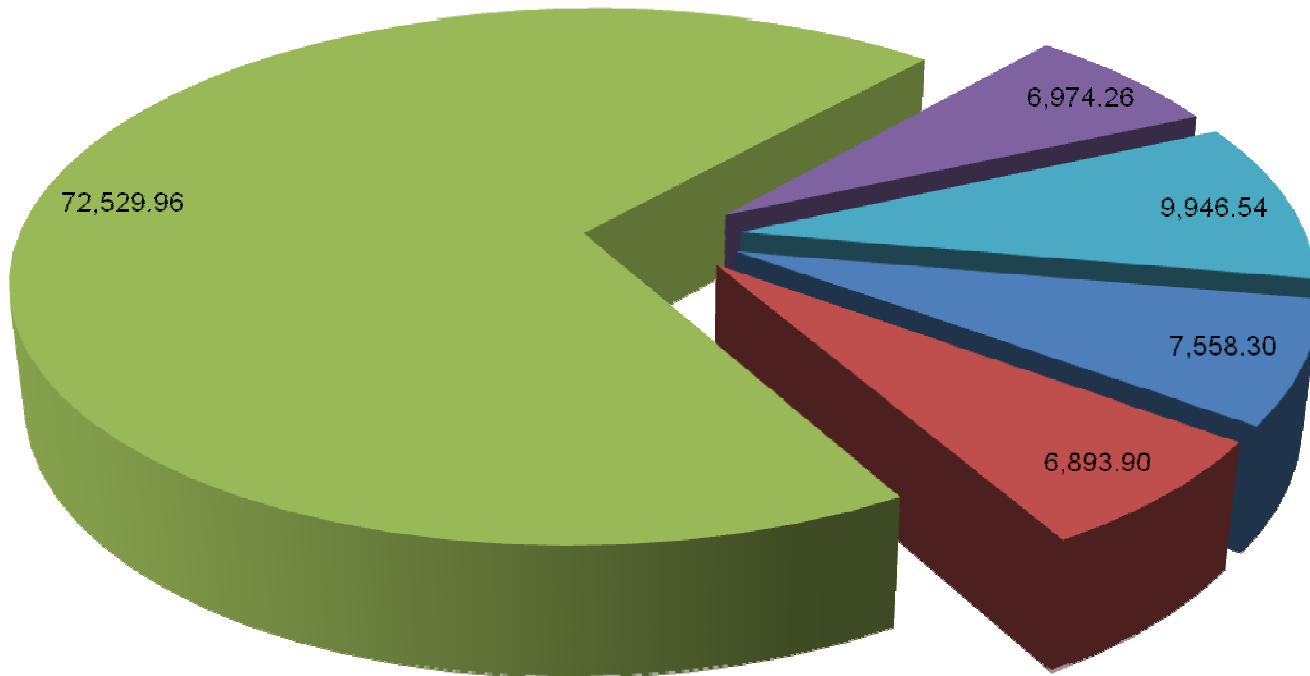
**Total
Population:
279,309**



COMMUNITY VOLUNTEERS FOR
DOGS OFF-LEASH GATHERING
AND SOCIALIZING

Number of Dog Owners

■ La Canada ■ La Crescenta/Montrose ■ Glendale ■ Sunland ■ Tujunga



Total Number of Dog Owners:

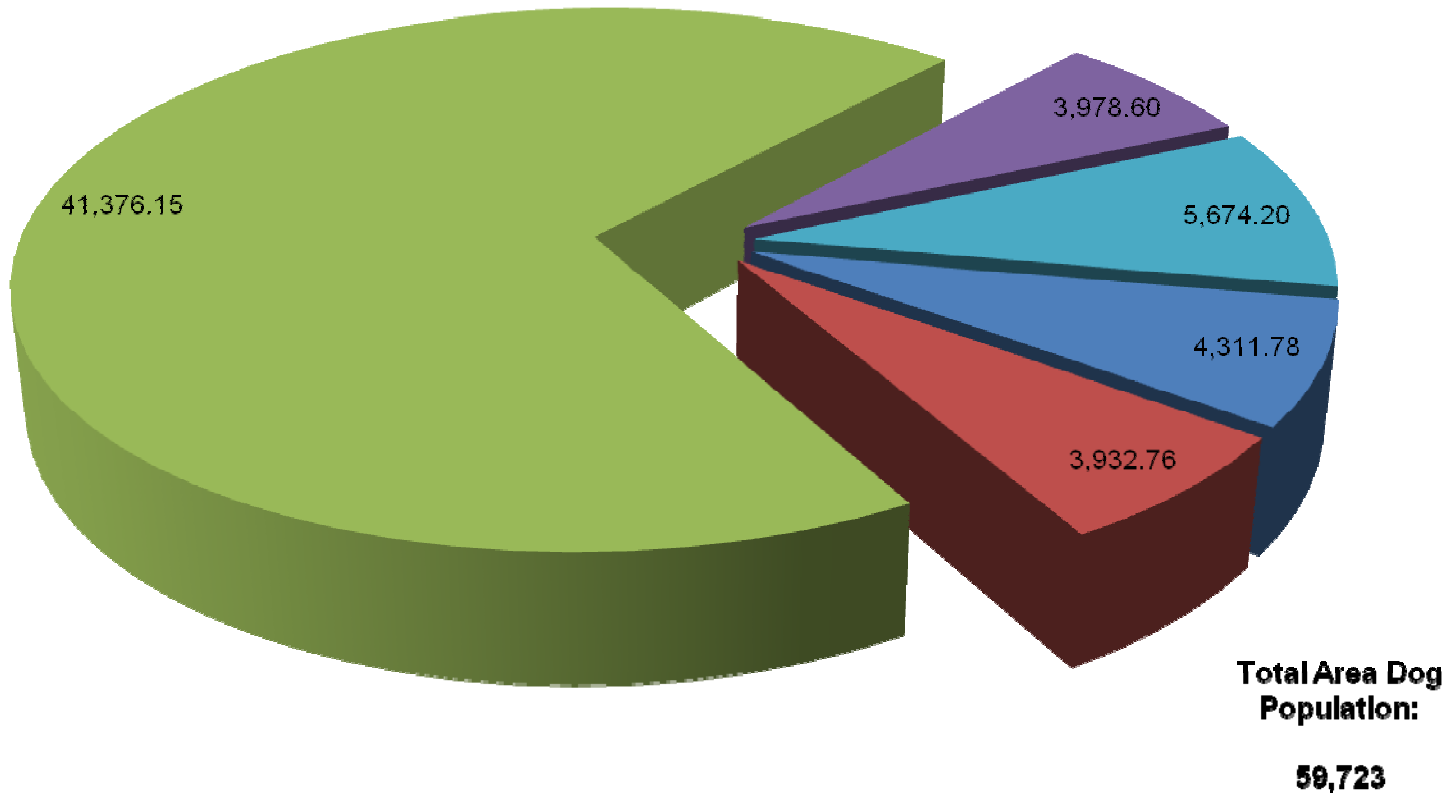
103,902



COMMUNITY VOLUNTEERS FOR
DOGS OFF-LEASH GATHERING
AND SOCIALIZING

Dog Population

■ La Canada ■ La Crescenta/Montrose ■ Glendale ■ Sunland ■ Tujunga





COMMUNITY VOLUNTEERS FOR
DOGS OFF-LEASH GATHERING
AND SOCIALIZING

Conclusions

- **Dog owners are a substantial group of park users: a conservative estimate is that there are 103,902 dog owners in the Crescenta Valley area and approximately 59,723 dogs. For Los Angeles county, these figures are considerably higher, with an estimated 1.7 million dogs and 3.0 million dog owners.**
 - **Other groups - skateboarders, lawn bowlers, and equestrian enthusiasts, for example - have been given special consideration in view of their unique park needs. The overwhelming numbers of dogs and dog owners would seem to warrant specific consideration for them as well.**
 - **Crescenta Valley dog owners are as legitimate as any other special interest group, and that their needs should be taken as an integral part of the County's decision making process.**
 - **Such large numbers of dogs and dog owners require an open space plan that recognizes the potential effect of a large number of dogs and accommodates their special needs appropriately.**



COMMUNITY VOLUNTEERS FOR
DOGS OFF-LEASH GATHERING
AND SOCIALIZING

Crescenta Valley Population Survey

Backup Materials



COMMUNITY VOLUNTEERS FOR
DOGS OFF-LEASH GATHERING
AND SOCIALIZING

Statistical Method

- To derive the various population metrics, the following assumptions and calculations were made:
 - ❑ Population: [source: 2000 US Census data]
 - ❑ Average LA County Household Size: 2.98 [source: 2000 US Census data]
 - ❑ Number of Households: [source: calculation; (Population / Average Household Size)]
 - ❑ Percentage of households with dogs: 37.2% [source: American Veterinary Medical Association; 2007.]
 - ❑ Number of households with dogs: [source: calculation; (Number of Households * .372)]
 - ❑ Number of dog owners: [source: calculation; (Average Household Size * Number of Households with dogs)]
 - ❑ Number of dogs per dog-owning household: [source: American Veterinary Medical Association; 2007 = 1.7]
 - ❑ Number of dogs: [source: calculation; (Number of households with dogs * Number of dogs per dog owning household)]



COMMUNITY VOLUNTEERS FOR
DOGS OFF-LEASH GATHERING
AND SOCIALIZING

Raw Data

	Population	Avg. Household Size	Number of Households	Number of Households With Dogs	Number of Dog Owners	Number of Dogs per dog Owing household	Dog Population
La Canada	20,318.00	2.98	6,818.12	2,536.34	7,558.30	1.70	4,311.78
La Crescenta/Montrose	18,532.00	2.98	6,218.79	2,313.39	6,893.90	1.70	3,932.76
Glendale	194,973.00	2.98	65,427.18	24,338.91	72,529.96	1.70	41,376.15
Sunland	18,748.00	2.98	6,291.28	2,340.35	6,974.26	1.70	3,978.60
Tujunga	26,738.00	2.98	8,972.48	3,337.76	9,946.54	1.70	5,674.20
Crescenta Valley Area	279,309.00		93,727.85	34,866.76	103,902.95		59,273.49
LA County	9,519,338	2.98	3,194,408.72	1,022,210.79	3,046,188.16	1.70	1,737,758.35

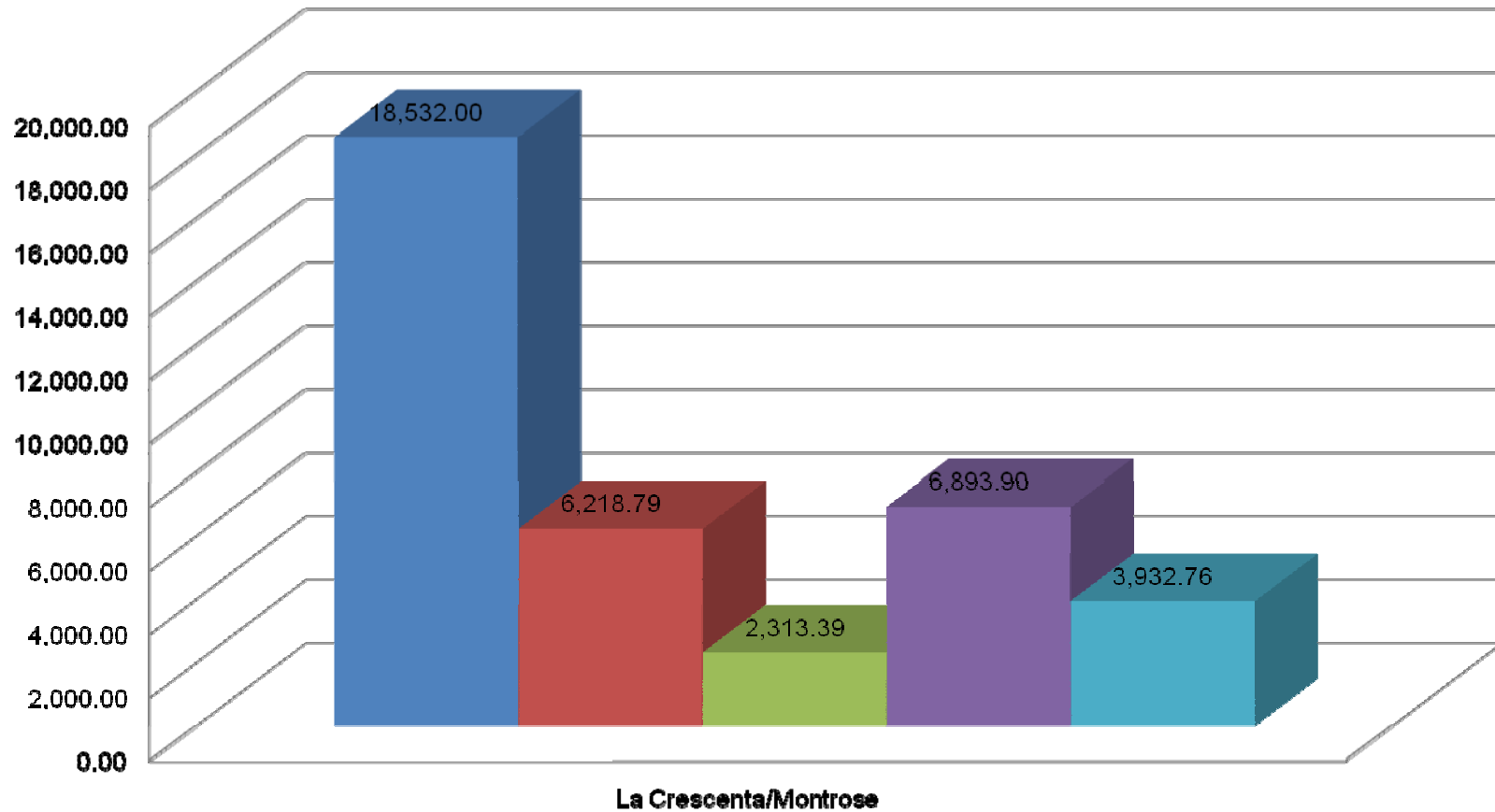


COMMUNITY VOLUNTEERS FOR
DOGS OFF-LEASH GATHERING
AND SOCIALIZING

Population Data by Area

La Crescenta/Montrose Population Stats

■ Population ■ Number of Households ■ Number of HouseHolds With Dogs ■ Number of Dog Owners ■ Dog Population



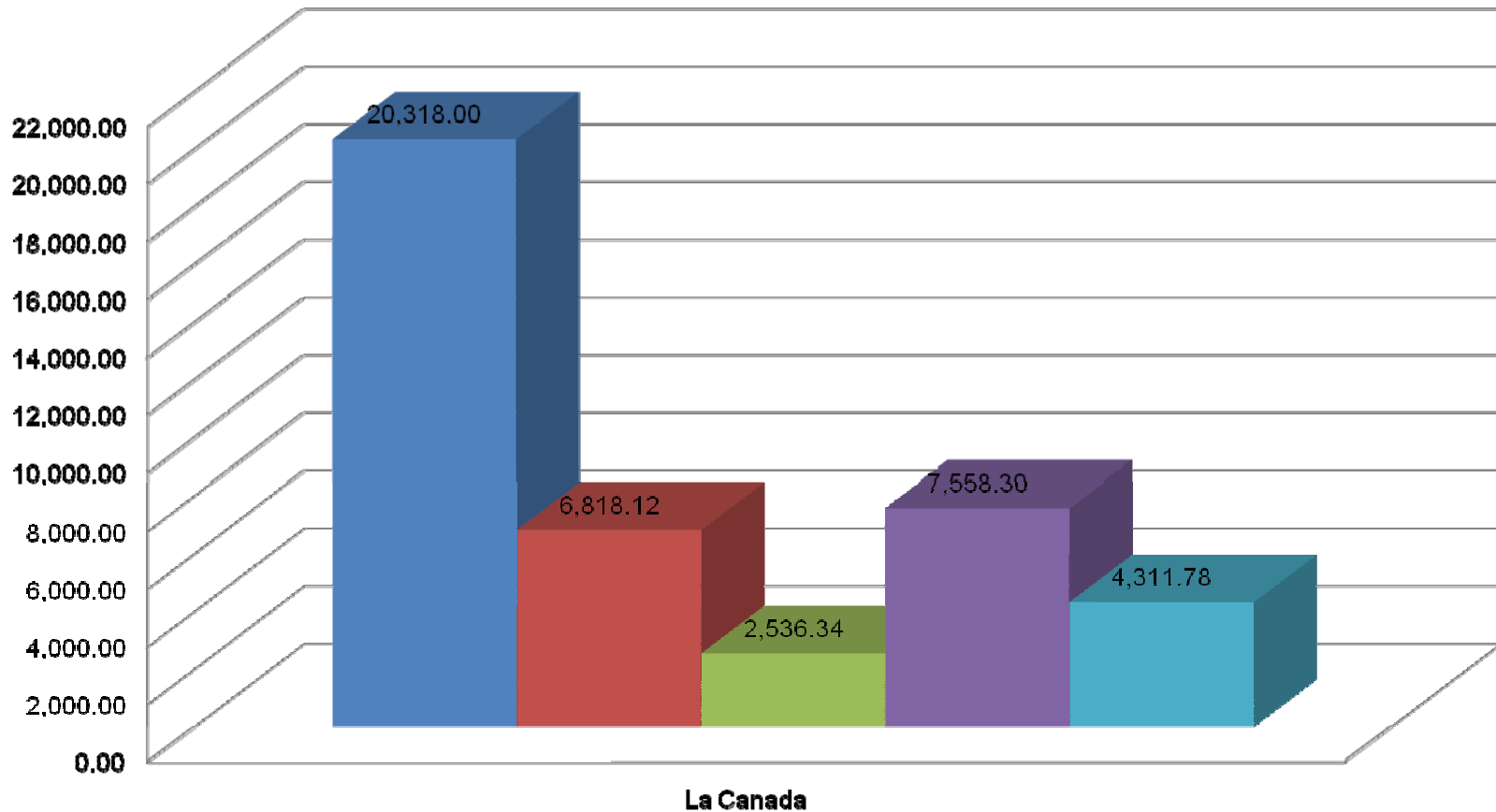


COMMUNITY VOLUNTEERS FOR
DOGS OFF-LEASH GATHERING
AND SOCIALIZING

Population Data by Area

La Canada Population Stats

■ Population ■ Number of Households ■ Number of HouseHolds With Dogs ■ Number of Dog Owners ■ Dog Population



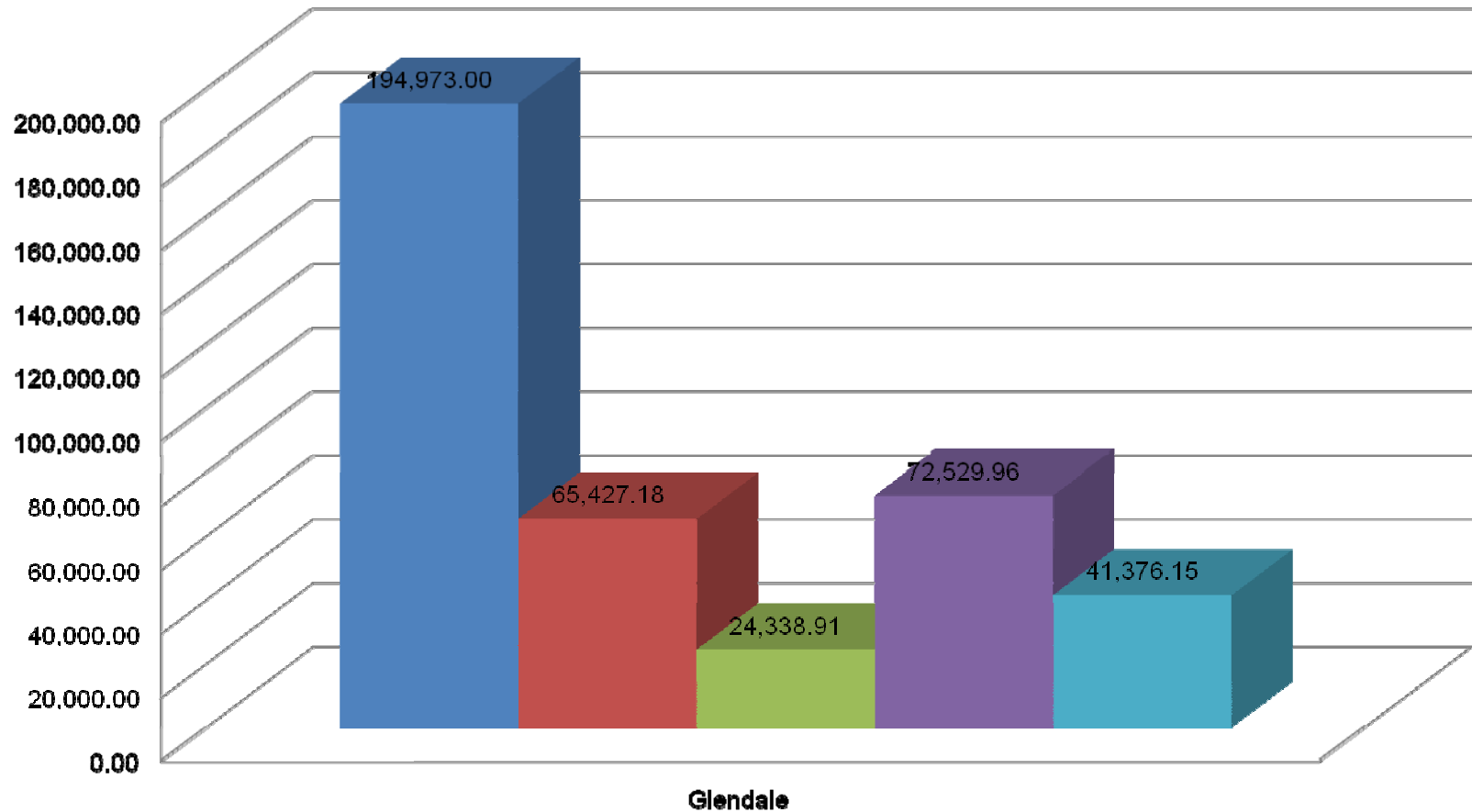


COMMUNITY VOLUNTEERS FOR
DOGS OFF-LEASH GATHERING
AND SOCIALIZING

Population Data by Area

Glendale Population Stats

■ Population ■ Number of Households ■ Number of HouseHolds With Dogs ■ Number of Dog Owners ■ Dog Population



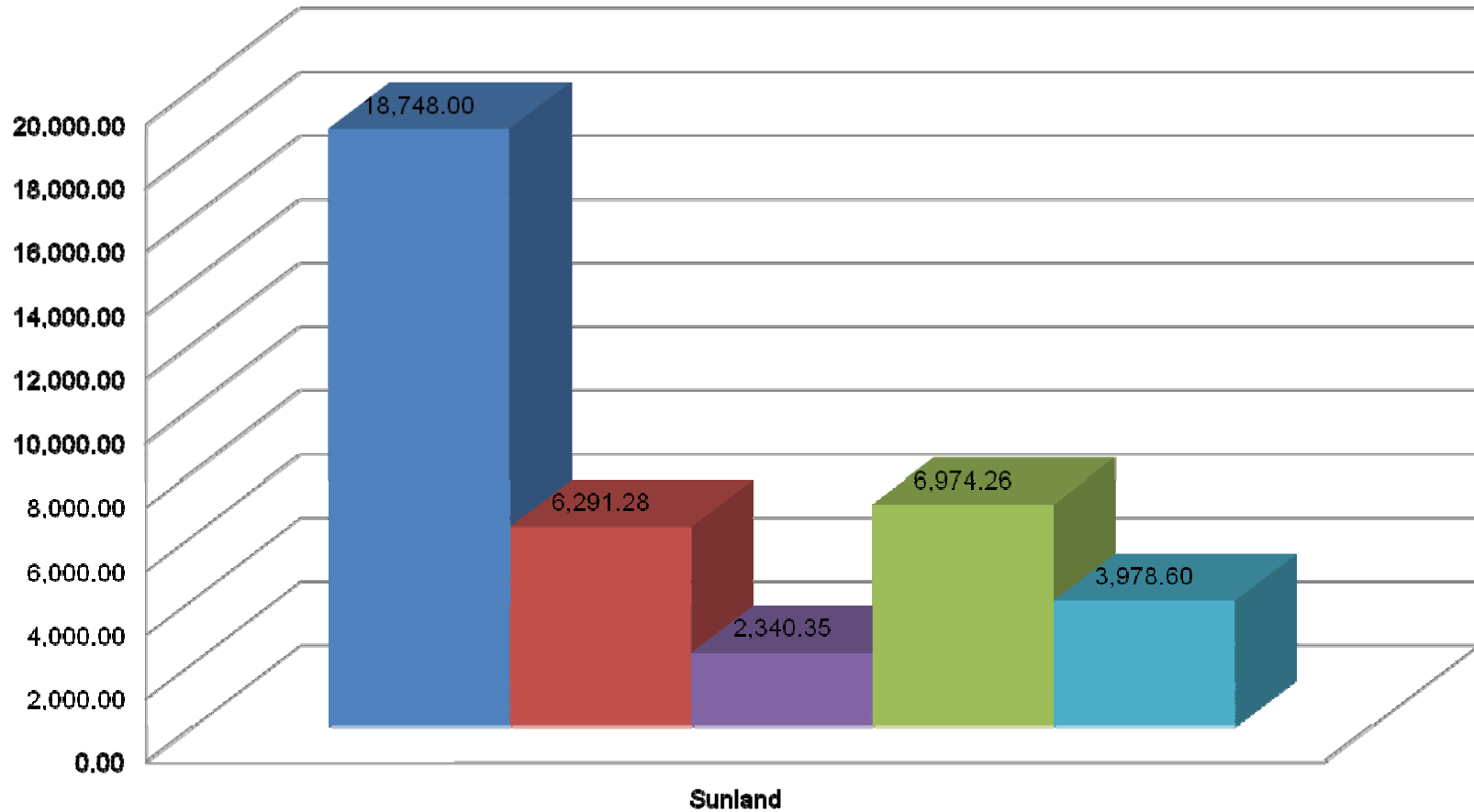


COMMUNITY VOLUNTEERS FOR
DOGS OFF-LEASH GATHERING
AND SOCIALIZING

Population Data by Area

Sunland Population Stats

■ Population ■ Number of Households ■ Number of HouseHolds With Dogs ■ Number of Dog Owners ■ Dog Population



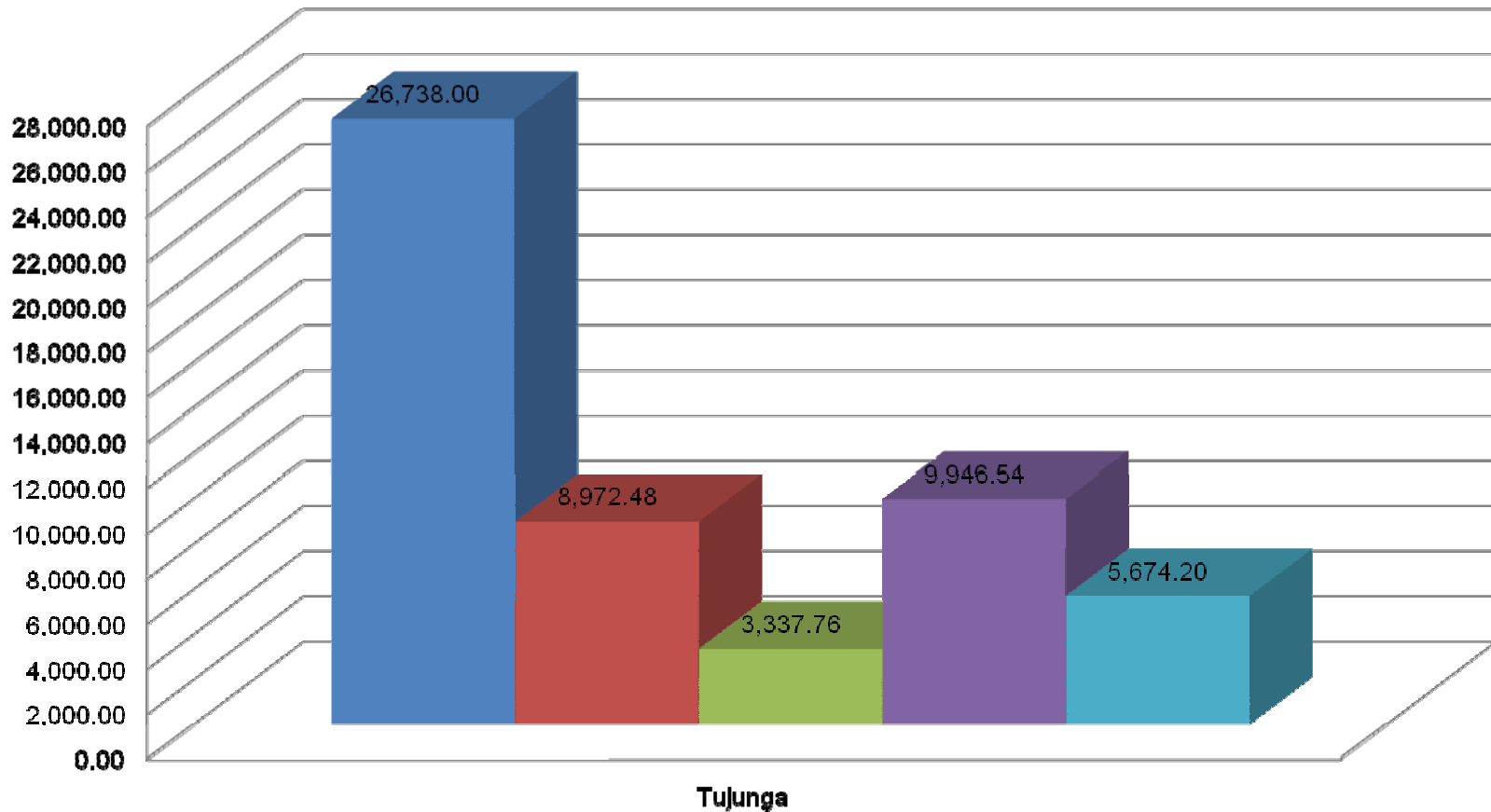


COMMUNITY VOLUNTEERS FOR
DOGS OFF-LEASH GATHERING
AND SOCIALIZING

Population Data by Area

Tujunga Population Stats

■ Population ■ Number of Households ■ Number of HouseHolds With Dogs ■ Number of Dog Owners ■ Dog Population

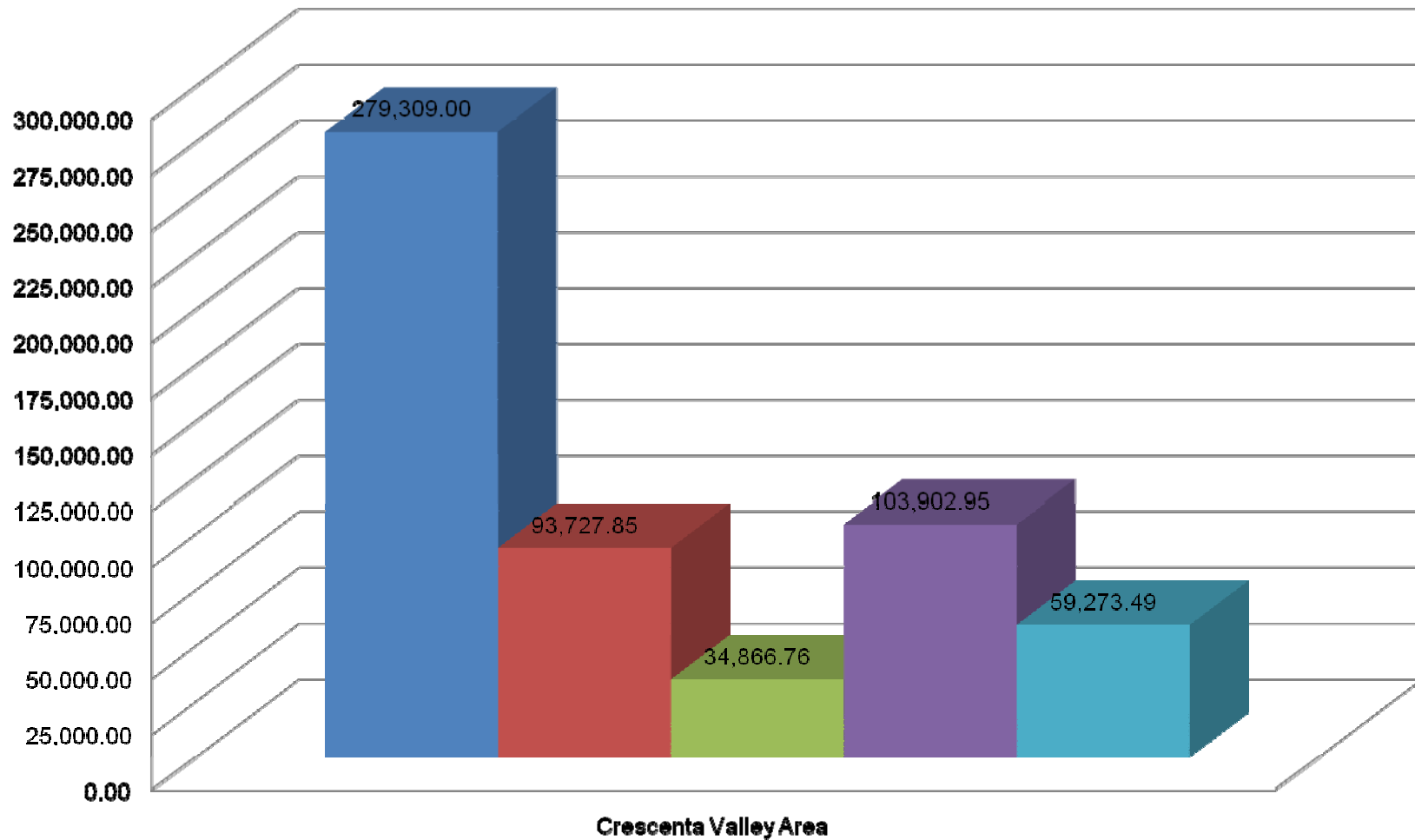




COMMUNITY VOLUNTEERS FOR
DOGS OFF-LEASH GATHERING
AND SOCIALIZING

Combined Population Data

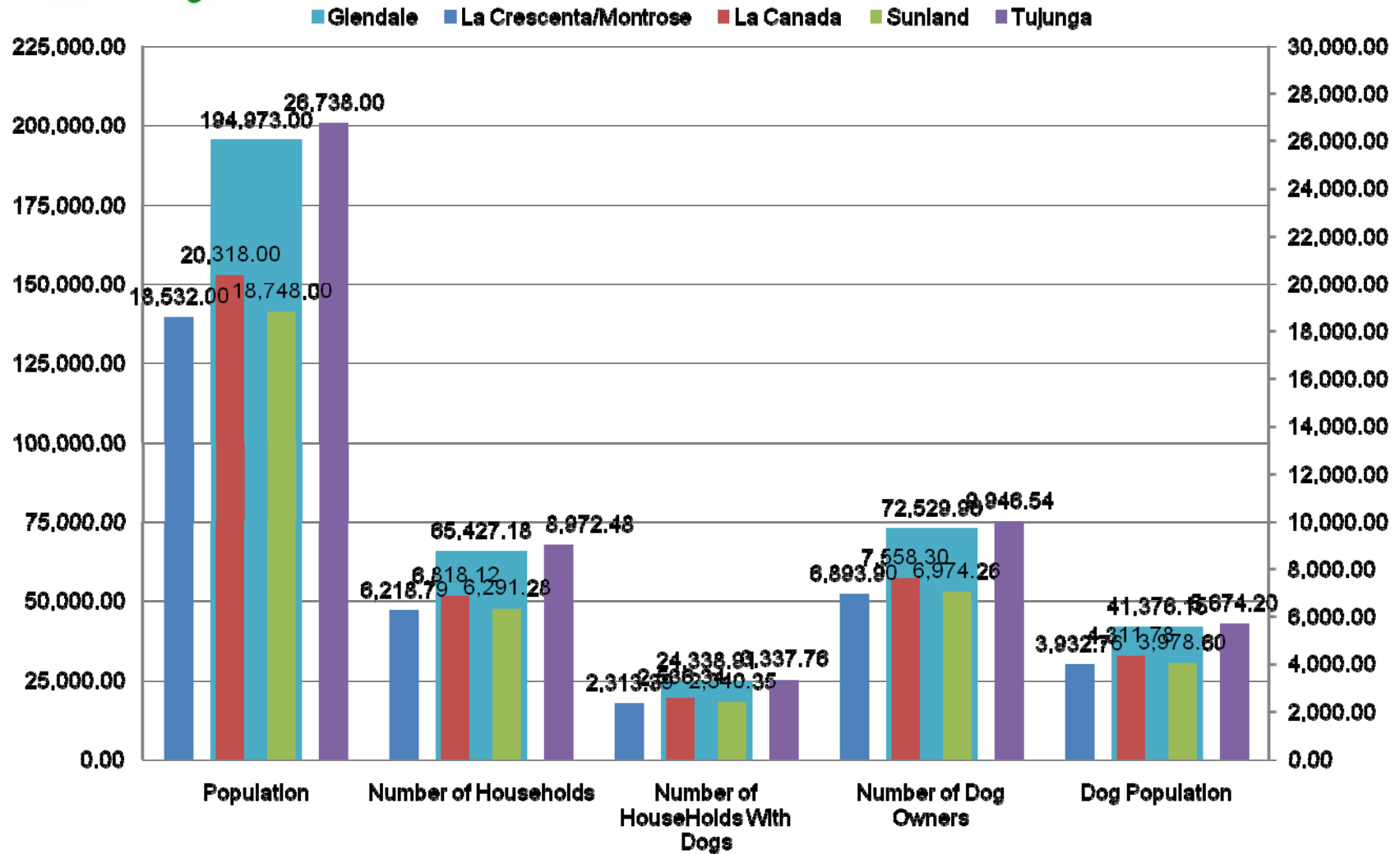
■ Population ■ Number of Households ■ Number of HouseHolds With Dogs ■ Number of Dog Owners ■ Dog Population





COMMUNITY VOLUNTEERS FOR
DOGS OFF-LEASH GATHERING
AND SOCIALIZING

Category Comparison by Area

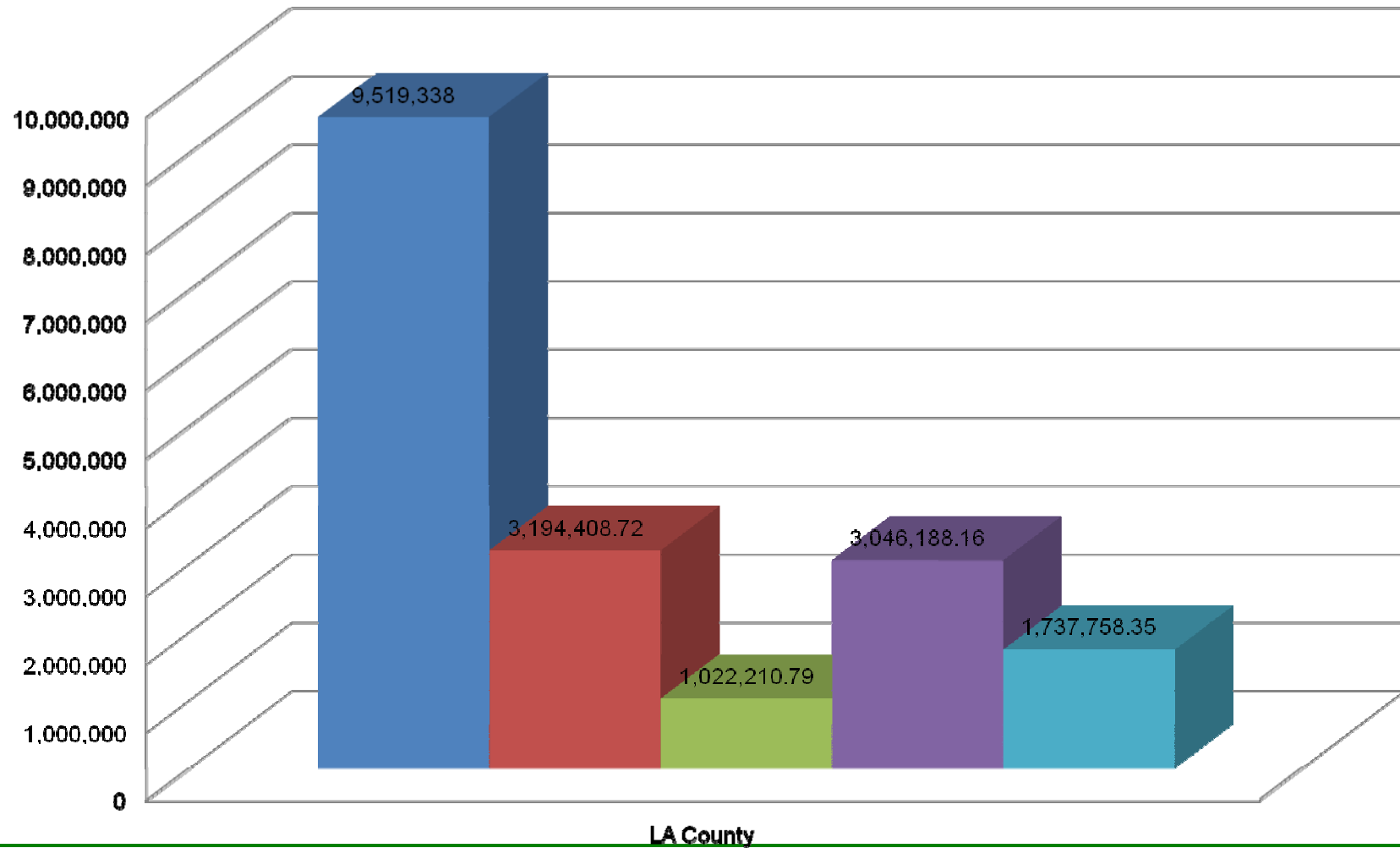




COMMUNITY VOLUNTEERS FOR
DOGS OFF-LEASH GATHERING
AND SOCIALIZING

Los Angeles County Population Data

■ Population ■ Number of Households ■ Number of HouseHolds With Dogs ■ Number of Dog Owners ■ Dog Population





COMMUNITY VOLUNTEERS FOR
DOGS OFF-LEASH GATHERING
AND SOCIALIZING

Data Set References/Sources:

- Population Data: US Census Survey 2000
 - <http://quickfacts.census.gov/qfd/states/06/06037.html> (LA County Pop Stats)
 - http://factfinder.census.gov/servlet/GCTTable?_bm=n&_lang=en&_mt_name=DEC_2000_PL_U_GCTPL_ST7&format=ST-7&box_head_nbr=GCT-PL&ds_name=DEC_2000_PL_U&geo_id=04000US06 (Population Stat by City/Town)
 - http://factfinder.census.gov/servlet/SAFFacts?_event=Search&geo_id=&_geoContext=&_street=&_county=91040&_cityTown=91040&_state=&_zip=91040&_lang=en&_sse=on&_pctxt=fph&_pgsl=010&show_2003_tab=&redirect=Y (Sunland Populations stats)
 - http://factfinder.census.gov/servlet/SAFFacts?_event=Search&geo_id=&_geoContext=&_street=&_county=91042&_cityTown=91042&_state=&_zip=91042&_lang=en&_sse=on&_pctxt=fph&_pgsl=010&show_2003_tab=&redirect=Y (Tujunga Population Stats)
- Animal Population Estimates: American Veterinary Medical Association
 - <http://www.avma.org/reference/marketstats/ownership.asp#formulas>